

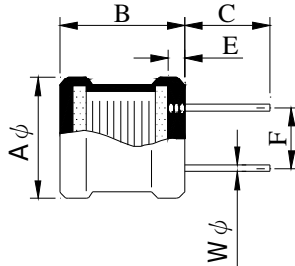
# SPECIFICATION FOR APPROVAL

REF : 20100118-A

PAGE: 1

PROD. NAME	POWER INDUCTOR	ABC'S DWG NO.	PV1620□□□□L□-□□□
		ABC'S ITEM NO.	

## I . CONFIGURATION & DIMENSIONS :



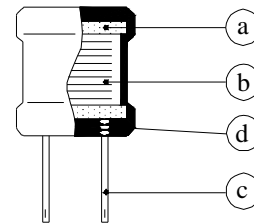
A :	16.0 max.	m/m
B :	20.0 max.	m/m
C :	15.0±5.0	m/m
E :	3.0 max.	m/m
F :	8.0±1.5	m/m
Wφ :	1.0±0.1	m/m

## II . SCHEMATIC DIAGRAM :



## III . MATERIALS :

- a . Core : Ferrite DR core
- b . Wire : Enamelled copper wire
- c . Lead : Sn/Ag/Cu
- d . Tube : Shrinkavble tube 125°C
- e . Remark : Products comply with RoHS' requirements



## IV . GENERAL SPECIFICATION :

- a . The inductance drop at rated current is 10% max.
- b . Temp. rise : 45°C max. at ratted current
- c . Storage temp. : -40~+105°C
- d . Operating temp. : -40~+85°C

## V . ELECTRICAL CHARACTERISTICS & MECHANICAL DIMENSIONS :

DWG No.	Inductance ( μH )	Test Freq. ( Hz )	RDC ( Ω ) max.	IDC ( A ) max.
PV1620100ML□-□□□	10 ±20%	1K	0.024	5.0
PV1620250KL□-□□□	25 ±10%	1K	0.040	4.0
PV1620500KL□-□□□	50 ±10%	1K	0.060	3.0
PV1620101KL□-□□□	100 ±10%	1K	0.090	2.0
PV1620251KL□-□□□	250 ±10%	1K	0.180	1.5
PV1620501KL□-□□□	500 ±10%	1K	0.400	1.0
PV1620102KL□-□□□	1000 ±10%	1K	0.800	0.7

- 1). □ : Packaing Information... [A]: Bluk
- 2). "-□□□":Reference code

AR-001A

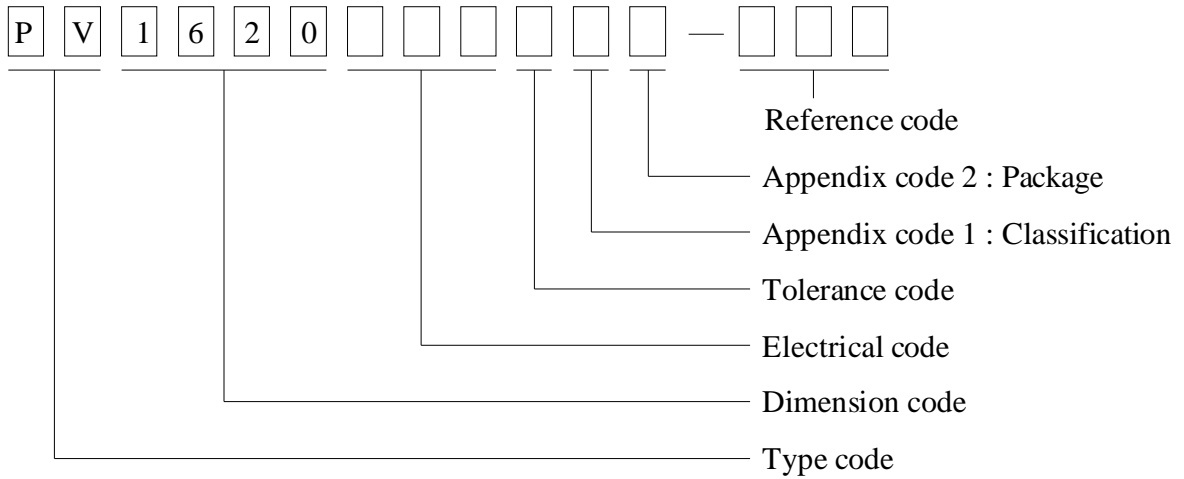
# SPECIFICATION FOR APPROVAL

REF: 20100118-A

PAGE: 2

PROD. NAME	POWER INDUCTOR	ABC'S DWG NO.	PV1620□□□□L□-□□□
		ABC'S ITEM NO.	

**VI . DWGING NUMBER EXPRESSION :**



**Appendix code 1 : Product Classification**

L : Lead Free Standard products comply with RoHS' requirements

1 ~ 9 : Lead Free Special products comply with RoHS' requirements

**Appendix code 2 : Package Information**

Code	Inner package	Inner package Q'TY	Remark
A	Tray	51 pcs	
	Tray	215 pcs	( A type )

# SPECIFICATION FOR APPROVAL

REF : 20100118-A

PAGE: 3

PROD. NAME	<b>POWER INDUCTOR</b>	ABC'S DWG NO. ABC'S ITEM NO.	PV1620□□□□L□-□□□
---------------	-----------------------	---------------------------------	------------------

**VII . UL CARD :**

OBMW2 September 8, 2000  
Magnet Wire-Component  
**JUNG SHING WIRE CO LTD** E174837  
231 CHUNG CHENG RD, SEC 3 JEN-TEH HSIANG, TAINAN  
HSIEN TAIWAN

Mtl Dsg	Mark Dsg	BC	Coat Typ	OC	ANSI Type	Temp Class
AIW	---	Polyamideimide		---	MW81-C	220
CFUEWB	---	Polyurethane		---	MW75C	130
EIAIW	---	Polyesterimide		Polyamideimide	MW35C	200
EILOCKY	---	Polyesterimide		Polyamide	---	180
EILOCKW	---	Polyesterimide		Modified Epoxy	---	200
EIW	---	Polyesterimide		---	---	220
EIW-2	---	Polyesterimide		---	MW74-C	200
FL.EILOCKY	---	Modified Polyester		Polyamide	---	155
LSFFW	---	Polyurethane		---	MW79-C	155
LSUEW	---	Polyurethane		---	---	130
PEW	---	Polyester		---	---	155
PEY	---	Polyester		Nylon	MW24-C	155
SF.FLW	---	Modified Polyester		---	MW26C	155
SF.EIW	---	<b>Polyesterimide</b>		---	MW77C	180
SF.BY@	---	Modified Polyester		Nylon	MW27-C	155
SF.FLY@	---	Modified Polyester		Nylon	MW27-C	155
SF.BLOCKBS	---	Modified Polyester		Modified Polyamide	---	155
SF.EILOCKY#	---	Polyesterimide		Polyamide	---	180
SF.EILOCKBS	---	Polyesterimide		Modified Polyamide	---	180
SF.BW@	---	Modified Polyester		---	MW26C	155
SFFW	---	Polyurethane		---	MW79	155

A not-for-profit organization dedicated to public safety and committed to quality service

287806002 Page 1 of 2

Mtl Dsg	Mark Dsg	BC	Coat Typ	OC	ANSI Type	Temp Class
SFFY	---	Polyurethane		Polyamide	MW80C	155
UEW-1	---	Polyurethane		---	MW2-C	105
UEW-2	---	Polyurethane		---	---	130
UEW-4	---	Polyurethane		---	MW75C	130
UEY	---	Polyurethane		Nylon	MW28-C	130
UEY-2	---	Polyurethane		Polyamide	MW28-C	130

@ - May be suffixed by LZ; # - May be suffixed by LZ, EL or LZL.  
LZ - Signifies magnd wires twisted together; EL - signifies base coated magnet wire laid parallel with top coat applied overall; LZL - signifies base coated magnet wire twisted together and covered with top coat overall.  
Marking: Company name or trademarks JSW or 榮星電線, material designation or marked designation on packaed or reel, and Recognized Component Mark.

See General Information Preceding These Recognitions  
For use only in equipment where the acceptability of the combination is determined by Underwriters Laboratories Inc.

287806002 Page 2 of 2 OBMW2E174837  
September 8, 2000

AR-001A

